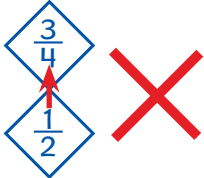


Chapter 3 – Puzzle

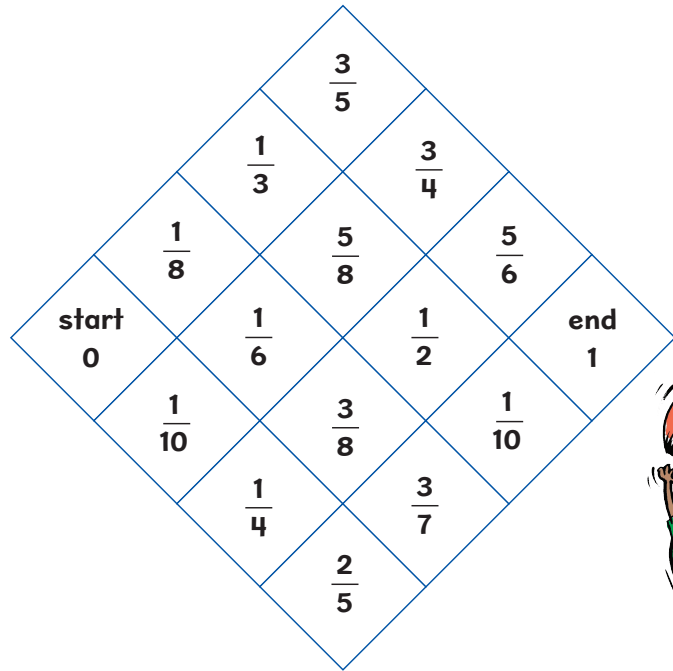
Puzzle

- 1 Find a path from start to end.
- 2 You can only move to a diamond with a greater fraction than the one you are on.
- 3 You can only move one diamond at a time.

You can not move to a diamond which does not have a side in common.



- 4 Which is the most direct path?
Find as many paths as you can.
Write them down.

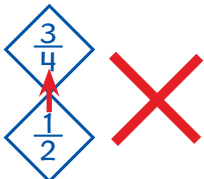


Chapter 3 – Puzzle

Puzzle

- 1 Find a path from start to end.
- 2 You can only move to a diamond with a greater fraction than the one you are on.
- 3 You can only move one diamond at a time.

You can not move to a diamond which does not have a side in common.



- 4 Which is the most direct path?
Find as many paths as you can.
Write them down.

